














Digital AC Clamp Meters



Models	UT210A	UT210B	UT210C	UT201+	UT202+	UT202A+	UT201R	UT202R	UT202F	UT213A	UT213B	UT216A	UT216B	
Page	082	082	082	079	079	079	079	079	079	083	083	084	084	
														
AC current (A)	200A	200A	200A	400A	400A	600A	400A	400A	600A	400A	400A	600A	600A	
AC voltage (V)			600V	600V	600V	600V	600V	600V	600V	600V	600V	750V	750V	
DC voltage (V)			600V	600V	600V	600V	600V	600V	600V	600V	600V	1000V	1000V	
Resistance (Ω)			20MΩ	40MΩ	40MΩ	60MΩ	40MΩ	40MΩ	60MΩ	40MΩ	40MΩ	60MΩ	60MΩ	
Capacitance (F)			20mF		4mF	60mF		4mF	60mF	100μF	40mF	60mF	60mF	
Frequency (Hz)						10MHz			10MHz	1MHz	1MHz		1MHz	
Temperature (°C)			-40°C ~1000°C		-40°C ~1000°C			-40°C ~1000°C			-40°C ~1000°C			
Features														
Jaw opening	16mm	16mm	17mm	28mm	28mm	28mm	28mm	28mm	28mm	30mm	30mm	30mm	30mm	
Display count	2000	2000	2000	4000	4000	6000	4000	4000	6000	4000	4000	6000	6000	
True RMS		●	●	●	●	●	●	●	●		●	●	●	
Diode/continuity			●	●	●	●	●	●	●	●	●	●	●	
Low battery indication	●	●	●	●	●	●	●	●	●	●	●	●	●	
Data hold	●	●	●	●	●	●	●	●	●	●	●	●	●	
Auto power off	●	●	●	●	●	●	●	●	●	●	●	●	●	
LCD backlight	●	●	●	●	●	●	●	●	●	●	●	●	●	
Duty cycle						●			●	●	●			
NCV		●	●	●	●	●	●	●	●	●	●	●	●	
Auto range			●	●	●	●	●	●	●	●	●	●	●	
Max/min		●	●	●	●	●	●	●	●	●	●	●	●	
Relative mode		●			●	●		●	●	●	●	●	●	
Flashlight										●	●	●	●	
VFC													●	
Safety Features														
Drop test	1m	1m	1m	1m	1m	1m	1m	1m	1m	1m	1m	1m	1m	
Safety rating	CAT II 600V/CAT III 300V									CAT III 600V		CAT II 1000V /CAT III 600V		
Certificates	CE/UKCA/cETLus					CE/UKCA/cETLus				CE/UKCA/cETLus		CE/UKCA/cETLus		

UT200+/UT200R SERIES

400A/600A Digital Clamp Meters

UNI-T®



Industrial electricity



Residential electricity



Air conditioning



Automobile

Specifications	Range	UT201+/201R	UT202+/202R	UT202A+/202F	UT203+/203R	UT204+/204R
Certificates (UT200R/F series only)	CE, UKCA, cETLus					
AC current (A)	400A 600A	±(2%+10)	±(2%+10)	±(2%+10)	±(2%+5)	±(2%+5)
AC current frequency response		50Hz~100Hz	50Hz~100Hz	50Hz~100Hz	45Hz~400Hz	45Hz~400Hz
DC current (A)	400A 600A				±(2%+5)	±(2%+5)
AC voltage (V)	600V	±(0.8%+5)	±(0.8%+5)	±(0.8%+5)	±(0.8%+5)	±(0.8%+5)
AC voltage frequency response		45Hz~400Hz	45Hz~400Hz	45Hz~400Hz	45Hz~400Hz	45Hz~400Hz
High voltage frequency	5~600V (on voltage position)	10Hz~10kHz	10Hz~10kHz	10Hz~10kHz	10Hz~60kHz	10Hz~60kHz
DC voltage (V)	600V	±(0.5%+2)	±(0.5%+2)	±(0.5%+2)	±(0.5%+2)	±(0.5%+2)
Resistance (Ω)	40MΩ 60MΩ	±(0.8%+2)	±(0.8%+2)	±(0.8%+2)	±(0.8%+2)	±(0.8%+2)
Capacitance (F)	4mF 40mF 60mF		±(4%+5)		±(4%+5)	±(4%+5)
Temperature (°C)	-40°C~1000°C		±(1.5%+5)			±(1.5%+5)
Frequency (Hz)	<30V (on Hz position)			10Hz~10MHz	10Hz~10MHz	10Hz~10MHz
Display count		4000	4000	6000	4000	6000
Jaw opening		28mm	28mm	28mm	28mm	28mm
Relative mode			√	√	√	√
Zero mode					√	√
Category ratings	CAT II 600V, CAT III 300V					

Features

Auto range	Data hold
True RMS/NCV	MAX/MIN
Continuity test	Low battery indication
Diode	Auto power off

Characteristics

Standard accessories	Batteries, test leads, Thermocouple (UT202+/204+/202R/204R), English manual
Power	1.5V battery (R03) x 2
Display	37 x 25mm
Product size	215 x 63 x 36mm
Product net weight	Around 240g
Standard individual packing	Gift box, carrying bag
Standard quantity per carton	40pcs
Standard carton measurement	485 x 295 x 385mm
Standard carton gross weight	UT201+/201R: 16.6kg; UT202+/202R: 17.1kg; UT203+/203R: 16.1kg; UT202A+/UT204+/202F/204R: 16.7kg